



Technical data: refer to the transmission application manual.

OUTPUT TORQUE:

see different types available.

WEIGHT: kg. 8

4.2.06.XX.000.X

BASIC SERIAL NUMBER

VERSION

GEARBOX TYPE

- 01** = *ZF ECOSPLIT - ZF AS-TRONIC - EATON TWINSPLITTER -
VOLVO R70, 1000, 1400, 1700 - SR70, 1400, 1700, 1900, 2000 - SRO2400
- ***VOLVO VT
- 02** = ZF 5-35, 6-36, 6S850 - EATON 4106, 5109, 6109 - EATON RTS/RTSO 12316A,
17316A - ***IVECO 2895.9
- 05** = MERCEDES G/GV4 - G125, 135, 155, 180
- 13** = NEW MERCEDES ACTROS - AXOR FROM G210 TO G260
- 14** = MERCEDES G100
- 17** = MERCEDES G56-6

- 1** = OUTPUT 350 Nm
INTERNAL SPEED RATIO 1.800
- 2** = OUTPUT 400 Nm
INTERNAL SPEED RATIO 1.578
- 3** = OUTPUT 450 Nm
INTERNAL SPEED RATIO 1.333
- 4** = OUTPUT 500 Nm
INTERNAL SPEED RATIO 0.923

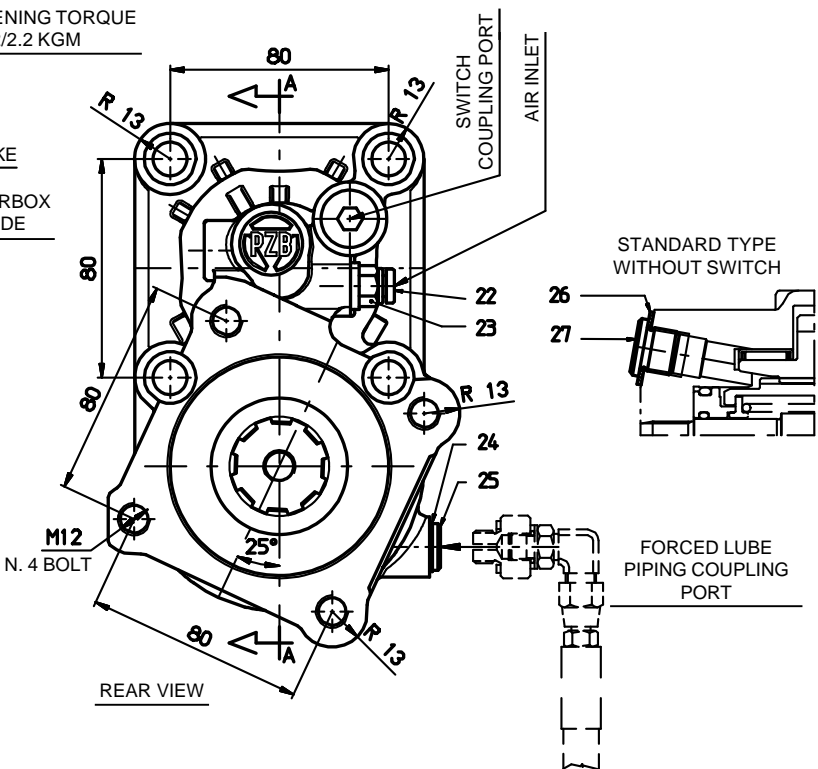
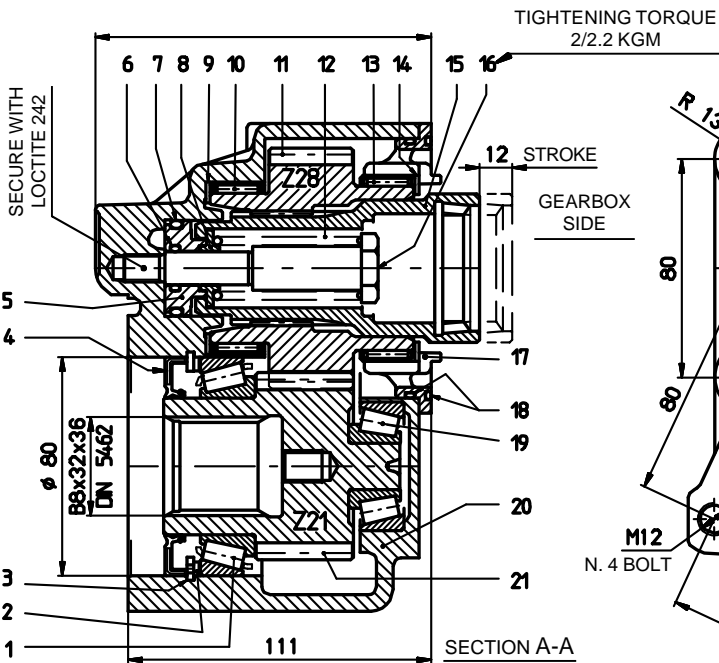
OUTPUT SHAFT OPTION

DESCRIPTION	KIT
Direct mounting PZB pumps-3 bolt mtg. flange (see chart Y type M)	2.05.324.0000
For remote transmission SPICER 1300/DIN 10 (see chart X group G)	2.05.564.0000
For remote transmission SPICER 1120/DIN 00 (see chart X group G)	2.05.565.0000
Direct mounting ISO 4 bolt mtg. flange pumps (see chart Y type H)	2.05.087.0000

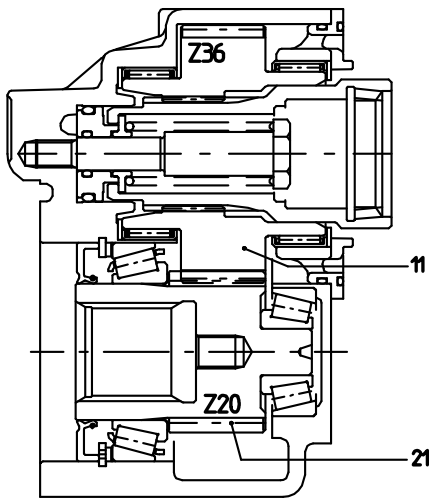
* On request: lubrication kit code 2.99.154.0000 (only for ZF ECOSPLIT gearbox)

** On request: lubrication kit code 2.99.155.0000 (only for VOLVO VT gearbox)

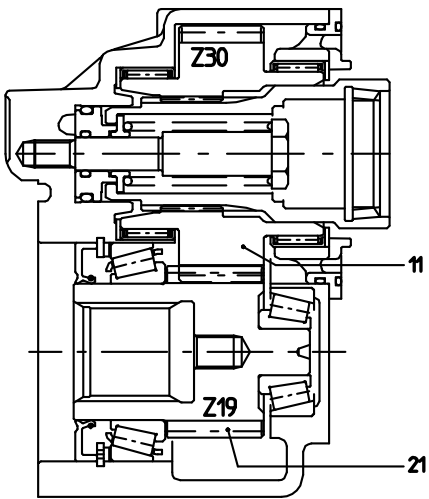
*** Use lubrication kit code 2.99.153.0000 (only for IVECO 2895.9 gearbox)



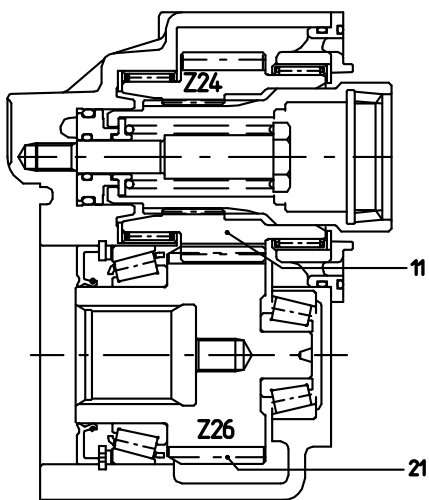
CODE 4.2.06.XX.000.3
TORQUE 450 Nm - INTERNAL SPEED RATIO 1.333



CODE 4.2.06.XX.000.1
TORQUE 350 Nm - INTERNAL SPEED RATIO 1.800

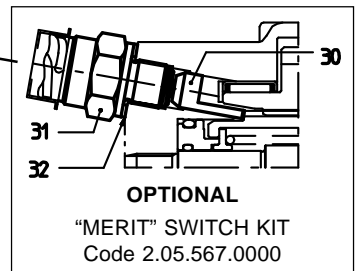
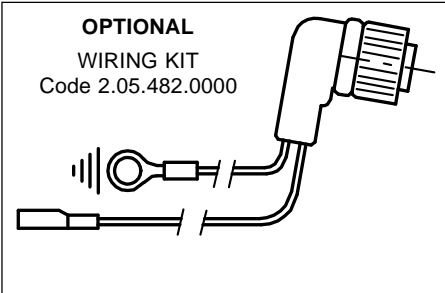
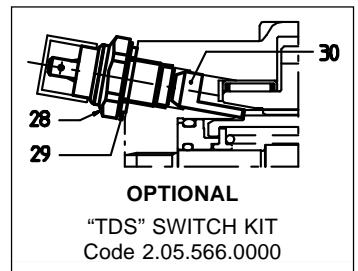


CODE 4.2.06.XX.000.2
TORQUE 400 Nm - INTERNAL SPEED RATIO 1.578



CODE 4.2.06.XX.000.4
TORQUE 500 Nm - INTERNAL SPEED RATIO 0.923

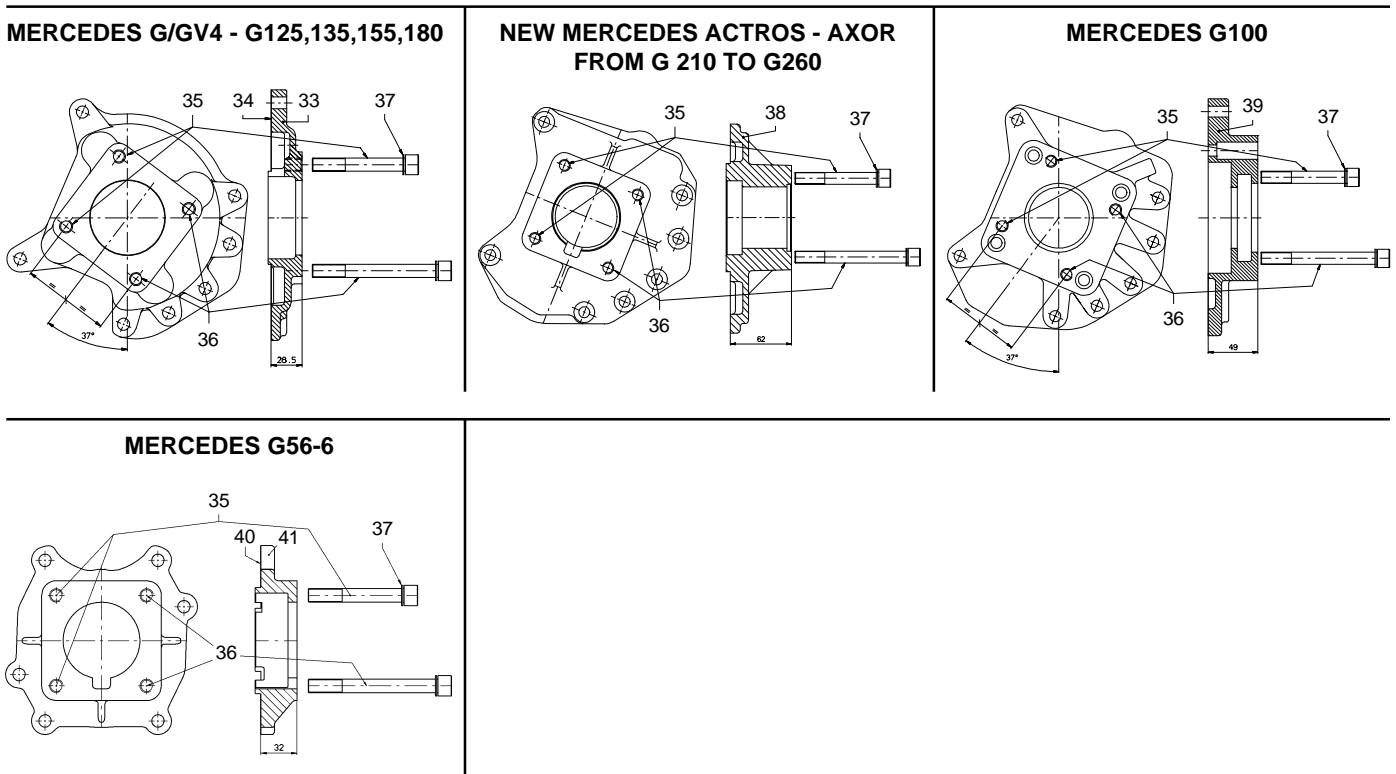
DETAIL OF SWITCH KIT



THE DRAWING SHOWS: 4.2.06.01 (ISO A) FOR GEARBOXES ZF FROM 5-50 TO 16-251 - AS-TRONIC - EATON TWINSPLITTER - VOLVO R70, 1000, 1400, 1700 - SR70, 1400, 1700, 1900, 2000 - SRO2400 - VOLVO VT

REF.	CODE	DESCRIPTION	QT.	REF.	CODE	DESCRIPTION	QT.
1	0.10.05.027.00	Bearing 32010X	1	17	1.09.01.056.00	Support	1
2	0.04.01.164.00	Spacer 70x80x2	1	18	0.08.02.162.00	O-Ring OR 90x2,5 DIN 3770 Viton	2
3	0.07.02.012.00	Circlip 80i UNI 7437	1	19	0.10.05.033.00	Bearing 32303	1
4	0.08.01.095.00	Seal 50x80x8	1	20	1.01.02.149.00	Housing	1
5	1.21.02.052.00	Piston	1				
6	0.08.02.120.00	O-Ring OR 115 Viton	1		1.11.10.175.00	Gear 20 T (PTO 4.2.0.6.XX.XXX.1)	
7	0.08.02.142.00	O-Ring OR 4112 Viton	1	21	1.11.10.173.00	Gear 19 T (PTO 4.2.0.6.XX.XXX.2)	1
8	1.27.02.509.00	Ring	1		1.11.10.171.00	Gear 21 T (PTO 4.2.0.6.XX.XXX.3)	
9	1.27.01.038.00	Washer	1		1.11.10.177.00	Gear 26 T (PTO 4.2.0.6.XX.XXX.4)	
10	0.10.07.016.00	Needle cage HK55/20	1	22	0.13.00.063.00	Clip	1
	1.11.10.174.00	Gear 36 T (PTO 4.2.0.6.XX.XXX.1)		23	0.13.00.068.00	Air fitting 12x1,5 with OR Viton	1
11	1.11.10.172.00	Gear 30 T (PTO 4.2.0.6.XX.XXX.2)	1	24	0.04.01.004.00	Washer 12,5x18x1	1
	1.11.10.170.00	Gear 28 T (PTO 4.2.0.6.XX.XXX.3)		25	0.12.01.112.00	Plug M12x1,5 DIN 908	1
	1.11.10.176.00	Gear 24 T (PTO 4.2.0.6.XX.XXX.4)		26	0.04.01.136.00	Washer 16x27x1,5	1
12	1.28.01.007.00	Coil spring 408A/9	1	27	0.12.01.062.00	Cylindrical plug M16x1,5 DIN 908	1
13	0.10.07.009.00	Needle cage HK60/20	1	OPTIONAL: "TDS" SWITCH KIT CODE 2.05.566.0000			
14	1.27.01.039.00	Washer	1	29	0.04.01.165.00	Washer 16x24x2	1
	1.17.02.118.00	Splined sleeve (PTO 4.2.06.01)		28	0.99.00.291.00	Switch TDS	1
	1.17.02.123.00	Splined sleeve (PTO 4.2.06.02)		30	1.99.00.517.00	Pin	1
15	1.17.02.121.00	Splined sleeve (PTO 4.2.06.05-4.2.06.14)	1	OPTIONAL: "MERIT" SWITCH KIT CODE 2.05.567.0000			
	1.17.02.120.00	Splined sleeve (PTO 4.2.06.13)		32	0.04.01.136.00	Washer 16x27x1,5	1
	1.17.02.125.00	Splined sleeve (PTO 4.2.06.17)		31	0.99.00.290.00	Switch MERIT	1
16	1.30.01.088.00	Screw	1	30	1.99.00.517.00	Pin	1

**THE SHOWN ADAPTORS ARE SUPPLIED WITH THE PTO,
ACCORDING TO THE GEARBOX MODEL**



REF.	CODE	DESCRIPTION	QT.	REF.	CODE	DESCRIPTION	QT.
33	1.07.01.117.00	Adapter Mercedes G/GV4	1	38	1.07.01.184.00	Adapter Mercedes G125-135-155	1
34	1.29.01.119.00	Gasket PTO/gearbox	1	39	1.07.01.173.00	Adapter Mercedes G100	1
35	0.01.03.079.00	Capscrew TCEI M12x85 UNI 5931	2	40	1.29.01.510.00	Gasket PTO/gearbox	1
36	0.01.03.104.00	Capscrew TCEI M12x115 UNI 5931	2	41	1.07.01.518.00	Adapter Mercedes G56-6	1
37	0.04.04.002.00	Washer Schnorr 12	4				